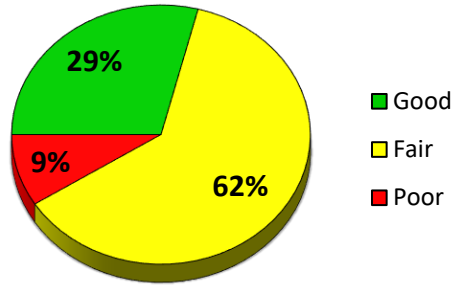
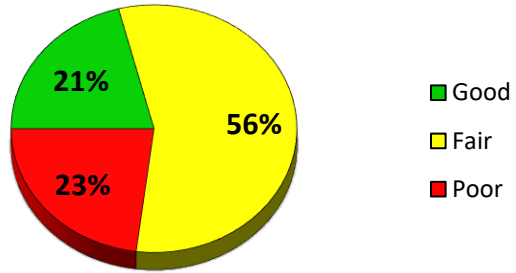


2024 Comstock Township Surface Rating Summary

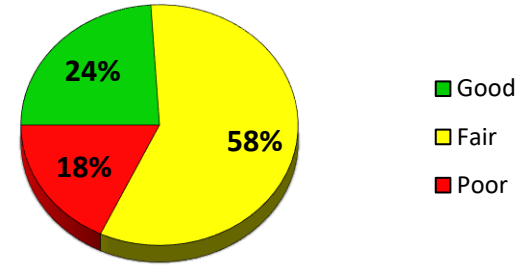
Primary Roads



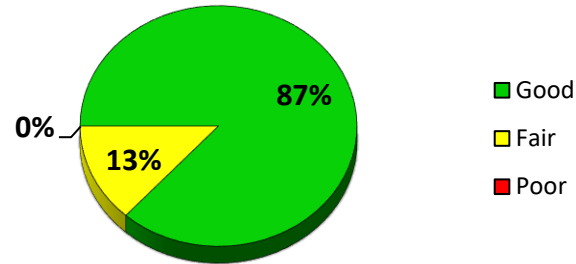
Local Roads



Local & Primary Roads



Gravel Roads



*Good (rating ≥ 8), Fair (rating = 7, 6, 5) & Poor (rating ≤ 4)

Paved Roads rated using the Pavement Surface Evaluation and Rating (PASER). Gravel Roads rated using Inventory Based Rating (IBR).

COMSTOCK TOWNSHIP PASER RATING MILEAGE

| | 10 | 9 | 8 | 7 | 6 | 5 | 4 | 3 | 2 | 1 | NR | Total |
|---------|-------|-------|--------|--------|--------|--------|--------|-------|-------|-------|-------|---------|
| Local | 0.000 | 2.551 | 13.260 | 6.754 | 19.309 | 15.322 | 6.985 | 4.670 | 2.289 | 2.926 | 0.000 | 74.066 |
| Primary | 0.000 | 1.300 | 11.312 | 10.310 | 8.082 | 8.339 | 3.673 | 0.000 | 0.000 | 0.000 | 0.000 | 43.016 |
| Miles | 0.000 | 3.851 | 24.572 | 17.064 | 27.391 | 23.661 | 10.658 | 4.670 | 2.289 | 2.926 | 0.000 | 117.082 |

| | 10 | 9 | 8 | 7 | 6 | 5 | 4 | 3 | 2 | 1 | NR | Total |
|--------|-------|-------|--------|-------|--------|--------|-------|-------|-------|-------|-------|--------|
| Local | 0.000 | 2.551 | 13.260 | 6.754 | 19.309 | 15.322 | 6.985 | 4.670 | 2.289 | 2.926 | 0.000 | 74.066 |
| Actual | 10 | ≥9 | ≥8 | ≥7 | ≥6 | ≥5 | ≥4 | ≥3 | ≥2 | ≥1 | | |
| Cumm. | 0% | 3% | 18% | 9% | 26% | 21% | 9% | 6% | 3% | 4% | 0% | |
| | 0% | 3% | 21% | 30% | 57% | 77% | 87% | 93% | 96% | 100% | 100% | |
| | | | | | Good | Fair | Poor | | | | | |
| | | | | | 21% | 56% | 23% | | | | | |

| | 10 | 9 | 8 | 7 | 6 | 5 | 4 | 3 | 2 | 1 | NR | Total |
|---------|-------|-------|--------|--------|-------|-------|-------|-------|-------|-------|-------|--------|
| Primary | 0.000 | 1.300 | 11.312 | 10.310 | 8.082 | 8.339 | 3.673 | 0.000 | 0.000 | 0.000 | 0.000 | 43.016 |
| Actual | 10 | ≥9 | ≥8 | ≥7 | ≥6 | ≥5 | ≥4 | ≥3 | ≥2 | ≥1 | | |
| Cumm. | 0% | 3% | 26% | 24% | 19% | 19% | 9% | 0% | 0% | 0% | 0% | |
| | 0% | 3% | 29% | 53% | 72% | 91% | 100% | 100% | 100% | 100% | 100% | |
| | | | | | Good | Fair | Poor | | | | | |
| | | | | | 29% | 62% | 9% | | | | | |

| | 10 | 9 | 8 | 7 | 6 | 5 | 4 | 3 | 2 | 1 | NR | Total |
|--------|-------|-------|--------|--------|--------|--------|--------|---|-------|-------|-------|---------|
| Total | 0.000 | 3.851 | 24.572 | 17.064 | 27.391 | 23.661 | 10.658 | 4.670 | 2.289 | 2.926 | 0.000 | 117.082 |
| Actual | 10 | ≥9 | ≥8 | ≥7 | ≥6 | ≥5 | ≥4 | ≥3 | ≥2 | ≥1 | | |
| Cumm. | 0% | 3% | 21% | 15% | 23% | 20% | 9% | 4% | 2% | 2% | 0% | |
| | 0% | 3% | 24% | 39% | 62% | 82% | 92% | 96% | 98% | 100% | 100% | |
| | | | | | Good | Fair | Poor | *Good (PASER rating ≥8), Fair (PASER rating = 7, 6, 5) & Poor (PASER rating ≤4) | | | | |
| | | | | | 24% | 58% | 18% | | | | | |

COMSTOCK TOWNSHIP INVENTORY BASED RATING MILEAGE

| | 10 | 9 | 8 | 7 | 6 | 5 | 4 | 3 | 2 | 1 | NR | Total |
|--|----|-------|----|----|------|-------|------|----|----|----|----|-------|
| | 0 | 0.247 | 0 | 0 | 0 | 0.038 | 0 | 0 | 0 | 0 | 0 | 0.285 |
| | 0% | 87% | 0% | 0% | 0% | 13% | 0% | 0% | 0% | 0% | 0% | |
| | | | | | Good | Fair | Poor | | | | | |
| | | | | | 87% | 13% | 0% | | | | | |